

MATRA RANCHO FROM CHRYSLER
Built for you to spread your wings.



Rancho can tackle tough terrain, tow your boat and pack in a mountain of gear.

And get five of you there—or round and about town—in saloon car comfort, at speeds up to 92 mph. With a saloon car economy, too: at a steady

56 mph, you'll get up to 31.7 miles to the gallon.*

Rancho's sturdy body is protected by massive bumpers, side mouldings and wheel arches, and there's a front crash bar. The split tailgate has its own wash/wipe, the roof-rack is integral, the



windscreen laminated.

Halogen headlamps and auxiliary driving lights are augmented by wing-mounted movable lights for when the going's rough. You've side repeater flashers, rear fog lamp, reversing lights,

hazard warning flashers and servo-assisted, dual-circuit braking. In addition there is a Diagnostic plug and "Low maintenance battery".

Rancho excels in interior equipment, too, with all the features you'd expect from a top-quality




saloon, including tinted glass, head restraints, full instrumentation down to a clock and cigar lighter—even radio equipment (excluding receiver).

With three ways of accommodating up to 77 cu.ft. of luggage and a maximum load space


nearly 7 ft. long, a rear tow bar with ball hitch and electrical socket. Rancho is ready for anything you demand of a specialist vehicle. Now you can spread your wings...with all the comfort, performance and economy of a conventional car.



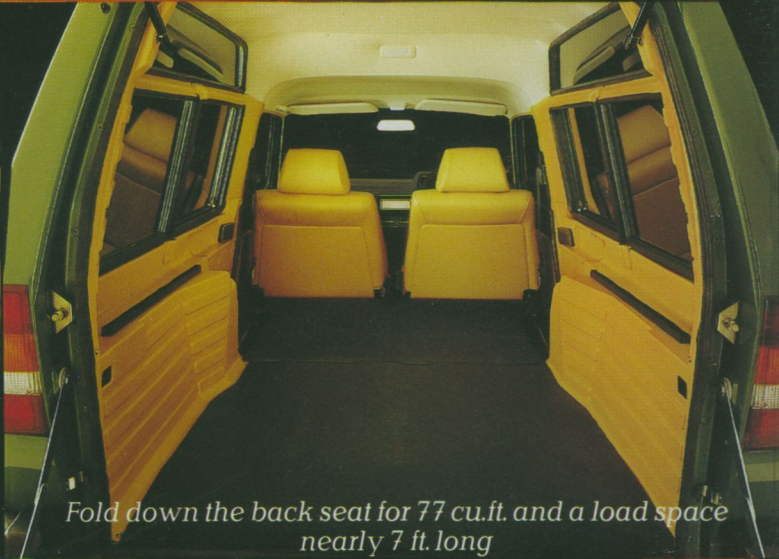
Soft-rim steering wheel gives a clear view of excellent instrumentation




Split tailgate opens on 35.2 cu.ft. of space with removable shelf



Fold down the back seat for 77 cu.ft. and a load space nearly 7 ft. long




Tailgate wash/wipe gives a clear view through the heated rear window




Wide, comfortable front seats are fully reclining, with head restraints.



Halogen headlamps, auxiliary driving lights, wing-mounted movable lights



Built-in tow hitch with electric socket can pull up to 16.7 cwt



Specifications

Engine

Four cylinder, five bearing crankshaft unit with aluminium alloy cylinder head, compression ratio 9.5:1. Bore 76.7 mm (3.02in). Stroke 78mm (3.07in). Cubic capacity 1442cc 80 DIN bhp at 5,600 rpm. Maximum torque 88.5 lb.ft. DIN at 3,000 rpm.

Ignition

12 volt 40 amp/hour battery, coil and distributor with automatic centrifugal and vacuum control. Alternator charging.

Cooling

Water cooled, closed circuit with expansion bottle. Electrically operated cooling fan.

Transmission

Front wheel drive. Four speed all synchromesh gearbox with centre floor gear change lever. Single dry plate clutch with hydraulic operation from pendant pedal.

Front suspension

Independent by torsion bars, telescopic shock absorbers. Anti-roll bar.

Rear suspension

Independent by torsion bars, telescopic shock absorbers. Anti-roll bar.

Steering

Rack and pinion type. Turning circle between kerbs 10.6m (34ft 8in).

Brakes

234mm (9.2in) diameter disc at front 228mm (9in) diameter drum at rear with automatic adjustment. Hydraulic dual circuit, vacuum servo assisted.

Wheels

Styled pressed steel. Spare wheel located under load area.

Tyres

185 x 14 radial ply.

Petrol Tank

60 litre (13.2 gallons) capacity, located at rear.

Instruments

Speedometer with odometer, trip recorder, water temperature gauge, fuel gauge, warning lights for ignition, oil pressure, trafficator, low fuel level, side lamps, main beam, brake failure.

Standard equipment

Moulded bumpers, body side protection, front crash bar, laminated windscreen, tinted glass, intermittent tailgate wash/wipe, heated rear window, halogen headlamps, auxiliary driving lamps, rear fog lamp, hazard warning flashers, two exterior mirrors, roof rack, locking petrol cap, reverse lamps, under-shielding for engine, inertia reel front seat belts, front seat head-restraints, dipping rear view mirror, front parcel shelf, reclining front seats, cigarette lighter, glovebox, front and rear armrests, clock, two speed wipers, folding or removable rear parcel shelf, rear tow bar including ball hitch and electrical socket, radio equipment (excluding receiver), wing mounted lamps, tipslide seats.

Diagnostic Plug

To ensure accurate timing settings, provision has been made for an electromagnetic probe to be connected to the engine during servicing giving the facility to measure the exact firing point on all four cylinders. This results in more efficient engine operation and aids fuel economy.

Dimensions

Wheelbase 2520mm (99.2in)
Overall height 1735mm (68.3in)
Overall width 1665mm (65.6in)
Overall length 4315mm (169.9in)

Weights

Unladen 1148kg (2490lb)
Max laden 1648kg (3593lb)
Max payload 500kg (1103lb)

Maximum towing trailer weight
850kg (1874lb - 16.7cwt)

Load floor length

Rear seat up 1060mm (41.7in)
Rear seat down 2110mm (83.1in)

Carrying capacity

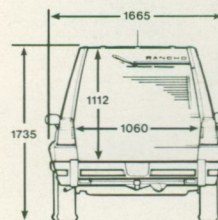
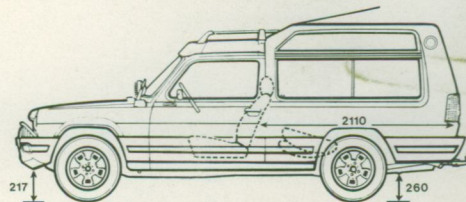
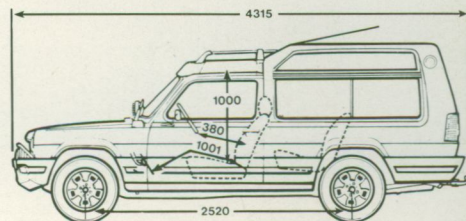
Rear seat up 1005dm³ (35.2cu.ft.)
Rear seat down 2200dm³ (77.0cu.ft.)

Colours

Dark Red, Green Metallic, Beige, Blue Metallic, Dark Green, Beige Metallic.

'The Protector'

Like all Chrysler cars, your Matra Rancho from Chrysler carries the double cover of 'The Protector', a warranty with 12 months unlimited mileage and the 'Extra Care Policy' with free replacement of these major parts - clutch unit, clutch plate, brake discs and pads, brake drums and linings, exhaust, shock absorbers - should they wear out during the warranty period, irrespective of the number of miles driven.* Ask your Chrysler dealer for full details. *Cars used for Police and taxi work are excluded from free part replacement. Cars used for competitions are excluded from all the benefits of 'The Protector'.



* MATRA RANCHO FUEL ECONOMY

MODEL	SIMULATED URBAN DRIVING		CONSTANT SPEED 90 KPH (56 MPH)		CONSTANT SPEED 120 KPH (75 MPH)	
	MPG	Litres per 100 Kilometres	MPG	Litres per 100 Kilometres	MPG	Litres per 100 Kilometres
MATRA RANCHO	26.1	10.8	31.7	8.9	24.5	11.5

THESE FIGURES ARE THE RESULTS OF APPROVED TESTS AS RECORDED BY THE DEPARTMENT OF ENERGY IN OFFICIAL FUEL ECONOMY CERTIFICATES

Matra Rancho cars are manufactured by Matra France. Service and parts are assured throughout the U.K. by approximately 500 qualified Chrysler dealers.

For details of Duty Free and Export Sales contact Chrysler Retail Exports Ltd., Devonshire House, Piccadilly, London W1. Tel: 01-499 7236. It is our continual policy to seek to improve our vehicles in every way and so whilst the details set out in this brochure were correct at the time of going to press, we are unable to guarantee that no changes in specification have subsequently taken place. We therefore reserve our rights to alter the specification at any time without notice.

The Extra Care Policy excludes cars used for Police and taxi work, and competitions. Cars used for competitions are also excluded from the Warranty. Ask your Chrysler dealer for full details.



CHRYSLER
UNITED KINGDOM